

CONSULATE GENERAL OF INDIA
SAN FRANCISCO
MONTHLY COMMERCIAL REPORT March 2019

TRADE NEW HIGHLIGHTS – March 2019

1. India calls for changes in WTO to transform world economy

India called for bringing changes in Geneva-based World Trade Organisation (WTO) to transform the global economy. Commerce and Industry Minister Suresh Prabhu said that the global trade has benefitted all the nations in terms of creation of jobs and promoting economic activities. "Now the question is whether we should make WTO better or forget it. Organizations need reformation all the time and it needs to be changed with change in times," he said here at the CII's Partnership Summit.

2. USIBC forms India Advisory Council to enhance bilateral ties - A top American business advocacy group has announced the formation of an India Advisory Council to enhance bilateral strategic and economic partnership.

India Advisory Council of the US India Business Council is a group of India-based leaders of American and Indian companies that "play an important role in helping create that strategic lens to the economic partnership," USIBC president Nisha Desai Biswal told .

3. Andhra Pradesh IT Minister Lokesh Nara Attends Roundtable in Seattle to Woo Investors

Andhra Pradesh IT Minister Lokesh Nara led a high-level delegation to a roundtable event in Seattle, Wash., to pitch investors about the quality of the state in India. The Minister, at the event put together by the Washington State India Trade Relations Action Committee, focused his discussion on the IT, infrastructure development, renewable resources, ports and manufacturing sectors. "Our state is naturally endowed with a coastline of 974 km, the second longest in the country, and strategically located with six major ports to enable it to become a natural gateway to the Eastern hemisphere with respect to the trade with East, South East Asia and even to the United States through the Pacific," he said at the roundtable.

4. India's First Vegan Magazine Goes Global

Starting this weekend, VegPlanet will not just be available online or at a vegan café in Kolkata, but also at bookstores or health food markets across the U.S. and Canada including at Whole Foods Markets and Barnes & Noble bookstores, it said in a news release. Rising in popularity among India's growing vegan community and with over 100,000 people following them now on Facebook, VegPlanet has just passed its next milestone by being picked up by one of the leading magazine distribution companies in North America, it said. "When we heard the news, we were ecstatic, our vegan community based magazine going global – awesome," said Niranjan Amarnath, editor of VegPlanet Magazine. "VegPlanet's intentions have always been to be a community-based magazine – not just the community in our backyard, but also our common community around the world.

TOP COMMODITIES OF EXPORTS/IMPORTS TO STATES UNDER THIS POST'S JURISDICTION IN March 2019

Top Commodities of India Exports to States under this Post's Jurisdiction

HS Code	Product	Value \$	State
82079010	PRIMARY METAL MFG	3,207,648	Alaska
99979100	MISCELLANEOUS MANUFACTURED COMMODITIES	53,059,134	Arizona
03021100	FISH, FRESH/CHILLED/FROZEN & OTHER MARINE PRODUCTS	753,416,134	California
84452011	TEXTILE MILLS PRODUCTS	4,011,886	Hawaii
84713010	COMPUTER AND ELECTRONIC PRODUCTS	9,970,805	Idaho
98020000	CHEMICALS	2,425,747	Montana
99979100	MISCELLANEOUS MANUFACTURED COMMODITIES	176,484,154	Nevada
61011010	APPAREL MANUFACTURING PRODUCTS	41,179,827	Oregon
98020000	CHEMICALS	20,159,903	Utah
84452011	TEXTILE MILLS PRODUCTS	83,467,161	Washington
84379090	MACHINERY, EXCEPT ELECTRICAL	923,334	Wyoming

Source: Foreign Trade Division, U.S. Census Bureau as per 2018 data

Top Commodities of Indian Imports from States under this Post's Jurisdiction

HS Code	Product	Value \$	State
73110090	TRANSPORTATION EQUIPMENT	464,242,227	Alaska
84713010	COMPUTER AND ELECTRONIC PRODUCTS	39,389,423	Arizona
99979100	MISCELLANEOUS MANUFACTURED COMMODITIES	3,584,443,411	California
03021100	FISH, FRESH/CHILLED/FROZEN & OTHER MARINE PRODUCTS	9,157,136	Hawaii
98051000	FOOD MANUFACTURES	2,885,660	Idaho
73110090	TRANSPORTATION EQUIPMENT	2,936,782	Montana
82079010	PRIMARY METAL MFG	1, 589,885,323	Nevada
84713010	COMPUTER AND ELECTRONIC PRODUCTS	71,486,784	Oregon
98051000	PRIMARY METAL MFG	142,742,768	Utah

73110090	TRANSPORTATION EQUIPMENT	1,393,133,318	Washington
98020000	CHEMICALS	21,246,585	Wyoming

Source: Foreign Trade Division, U.S. Census Bureau

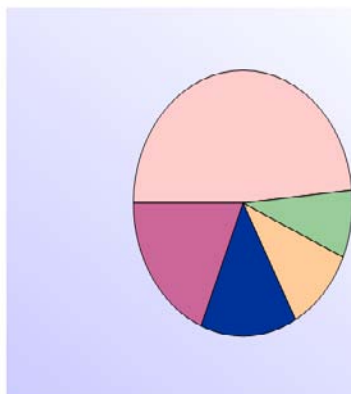
TOTAL EXPORTS/IMPORTS TO STATES UNDER THIS POST'S JURISDICTION YTD APRIL 2019

Exports from India to States under this Post's Jurisdiction

State	2015 (\$)	2016 (\$)	2017 (\$)	2018 (\$)
Alaska	2,152,153	5,273,335	2,944,686	8,379,939
Arizona	224,399,081	213,932,075	237,183,347	246,607,790
California	3,855,630,622	3,632,108,749	3,949,537,323	4,022,183,963
Hawaii	8,839,393	5,790,710	7,353,103	11,471,822
Idaho	14,100,519	11,273,403	17,815,286	20,600,944
Montana	21,649,743	2,281,820	4,979,671	6,103,863
Nevada	221,396,873	262,817,749	389,764,827	300,114,899
Oregon	140,653,944	132,326,754	172,763,994	184,818,796
Utah	85,084,540	98,595,480	103,552,344	120,069,098
Washington	452,733,326	361,830,153	424,890,608	481,638,479
Wyoming	6,957,939	3,386,747	2,651,827	5,160,833

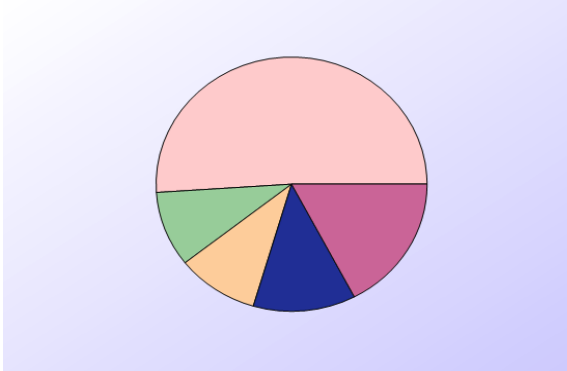
Source: Foreign Trade Division, U.S. Census Bureau *Latest data as per Dec 2018

Major products of Exports from India to California in 2018



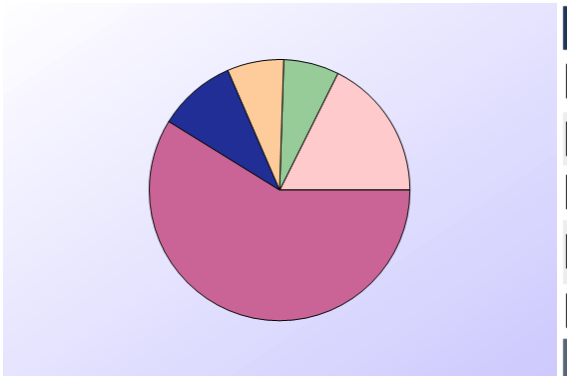
Product	Value (\$)	Percent
114-FISH, FRESH/CHILLED/FROZEN & OTHER MARINE PRODUCTS	\$753,416,134	18.7 %
315-APPAREL MANUFACTURING PRODUCTS	\$572,446,903	14.2 %
314-TEXTILE MILLS PRODUCTS	\$416,524,291	10.4 %
339-MISCELLANEOUS MANUFACTURED COMMODITIES	\$332,309,950	8.3 %
All Others	\$1,947,486,685	48.4 %
Grand Total	\$4,022,183,963	100 %

Major products of Exports from India to Washington in 2018



Product	Value (\$)	Percent
314--TEXTILE MILLS PRODUCTS	\$83,467,161	17.3 %
334--COMPUTER AND ELECTRONIC PRODUCTS	\$58,905,013	12.2 %
315--APPAREL MANUFACTURING PRODUCTS	\$47,380,208	9.8 %
325--CHEMICALS	\$46,106,377	9.6 %
All Others	\$245,779,720	51 %
Grand Total	\$481,638,479	100 %

Major products of Exports from India to Nevada in 2018



Product	Value (\$)	Percent
339--MISCELLANEOUS MANUFACTURED COMMODITIES	\$176,484,154	58.8 %
316--LEATHER & ALLIED PRODUCTS	\$29,042,178	9.7 %
311--FOOD MANUFACTURES	\$21,081,545	7 %
315--APPAREL MANUFACTURING PRODUCTS	\$20,645,567	6.9 %
All Others	\$52,861,455	17.6 %
Grand Total	\$300,114,899	100 %

Major products of Exports from India to Arizona in 2018



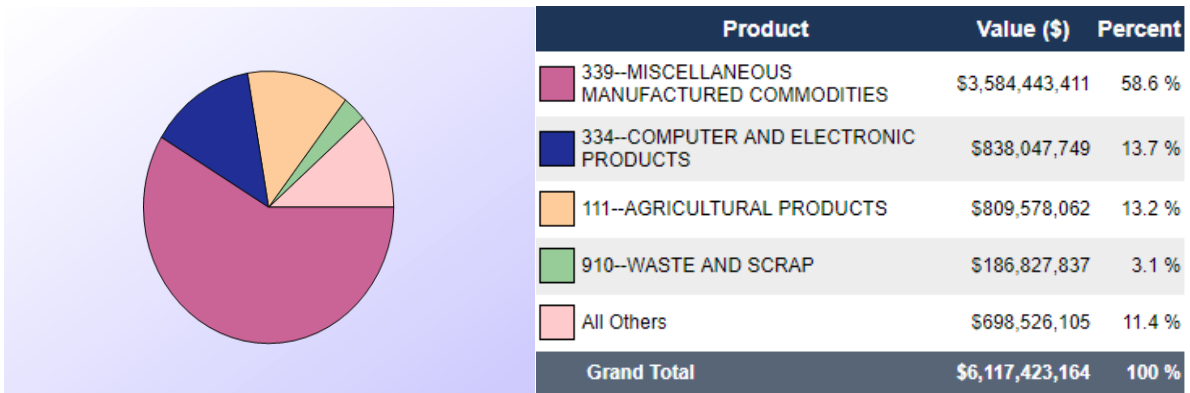
Product	Value (\$)	Percent
339--MISCELLANEOUS MANUFACTURED COMMODITIES	\$53,059,134	21.5 %
325--CHEMICALS	\$36,219,779	14.7 %
111--AGRICULTURAL PRODUCTS	\$36,132,293	14.7 %
336--TRANSPORTATION EQUIPMENT	\$18,827,470	7.6 %
All Others	\$102,369,114	41.5 %
Grand Total	\$246,607,790	100 %

Imports by India from States under this Post's Jurisdiction

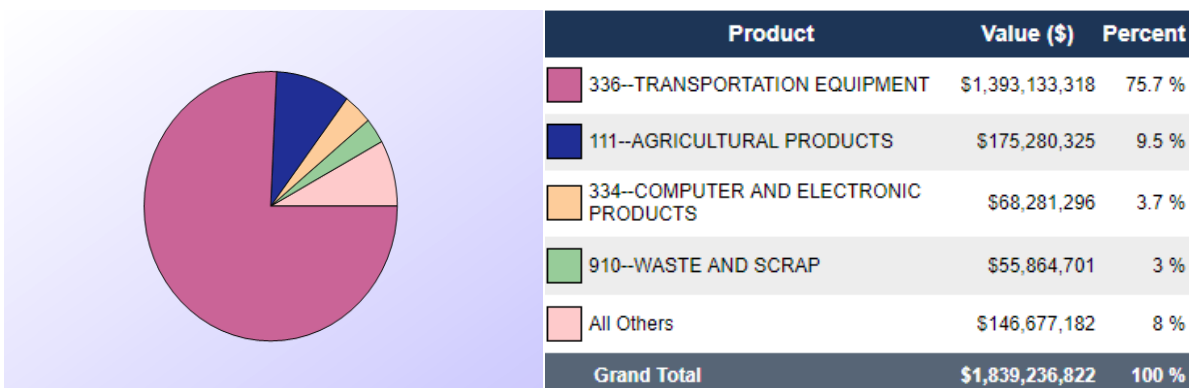
State	2015 (\$)	2016 (\$)	2017 (\$)	2018 (\$)
Alaska	1,320,449	2,026,284	769,332	646,532
Arizona	102,718,442	114,368,708	157,528,131	131,356,052
California	4,568,402,045	5,129,286,116	5,014,214,769	6,117,423,164
Hawaii	9,766,185	15,308,110	10,070,427	11,546,406
Idaho	27,794,604	33,904,830	43,634,543	10,426,063
Montana	33,391,085	52,150,420	23,590,911	8,546,025
Nevada	1,720,866,386	812,179,250	1,798,617,635	1,672,340,779
Oregon	90,702,304	123,006,058	110,592,122	149,823,528
Utah	201,899,345	101,459,188	58,710,833	224,249,705
Washington	1,150,560,756	816,180,471	980,670,243	1,839,236,822
Wyoming	6,552,562	12,912,385	17,098,991	21,601,728

Source: Foreign Trade Division, U.S. Census Bureau *Latest data as per Dec 2018


Major products of Imports by India from California in 2018



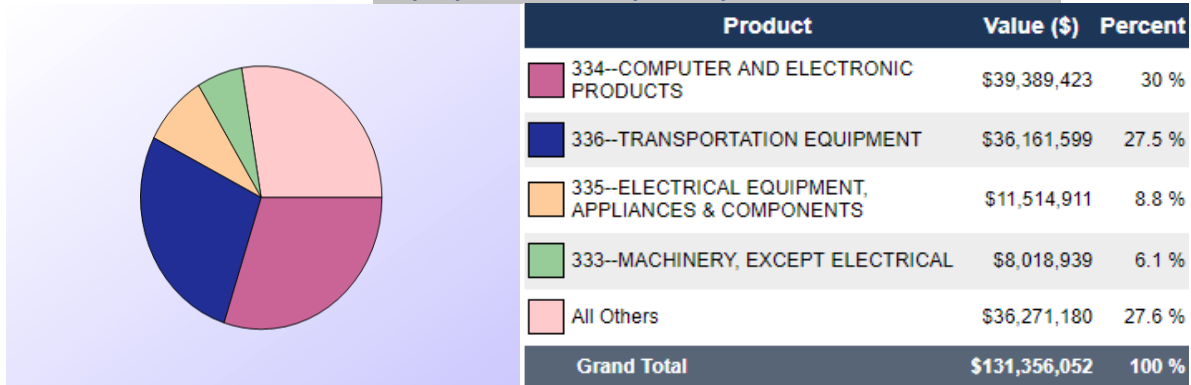
Major products of Imports by India from Washington in 2018



Major products of Imports by India from Nevada in 2018



Major products of Imports by India from Arizona in 2018



TRADE ENQUIRES

Here are some of the trade enquiries that this post received during month of March 2019 and they have been attended to appropriately.

Company	Exports from India
Farm Flavors	SPICES,OILSEEDS AND HERBS
Mahotsav group	lengha choli manufactures
Conrad Handwoven Wndow Coverings	hand-woven shades of natural fibers
Jagdish Enterprise	Wheat Flour, Cattle/Animal Feed
Genuine International	coir pith, coco pith, coco peat
Face Ceramics	Ceramic and Porcelain Tiles